

Product data sheet

Specifications



standard digital output kit, Modicon STB, 24V DC, 2 relay output

STBDR3290K

Product availability: Stock - Normally stocked in distribution facility

Main

Range Of Product	Modicon STB distributed I/O solution
Product Or Component Type	Standard digital output kit
Kit Composition	STBXTS1100, 5-terminal screw type connector STBXBA2000 base STBXTS2110, 5-terminal spring clamp connector STBDR3290 module
Discrete Output Number	2
Discrete Output Type	Relay
Discrete Output Function	1 NO + 1 NC
Discrete Output Voltage	24 V 115...230 V
Discrete Output Voltage Type	AC DC

Complementary

Discrete Output Current	7000 mA
Discrete Output Logic	Positive or negative
Output Voltage	20...250 V AC 5...30 V DC
Response Time	10 ms off-to-on 10 ms on-to-off
Switching Capacity In Va	2100 VA resistive
Mechanical Durability	1000000 cycles
Electrical Durability	100000 cycles resistive
Cold Swapping	Yes
Hot Swapping	Yes for standard NIMs
Fallback	State 0 basic NIMs User configurable standard NIMs
Protection Type	Coil protection integrated fuse on PDM time lag 10 A Output surge protection GMOV
Insulation Between Channels	500 V for 1 minute
Insulation Between Channels And Logic Bus	1780 V for 1 minute
Insulation Between Logic Bus And Actuator Bus	1500 V for 1 minute
Surge Current	20 A 10 ms capacitive
Minimum Load	50 mA

Price is "List Price" and may be subject to a trade discount – check with your local distributor or retailer for actual price.

Reset	Manual reset COM fault
Product Compatibility	I/O base STBXBA3000 Power distribution module STBPDT3100/3105
[Us] Rated Supply Voltage	24 V DC
Supply	Power distribution module
Current Consumption	55 mA 5 V DC logic bus
Marking	CE
Overvoltage Category	II
Status Led	1 LED (Green) module status (RDY) 1 LED per channel (Green) channel status (OUT1 to OUT2) 1 LED (Red) module error (ERR)
Height	1.11 in (28.1 mm)
Depth	2.76 in (70 mm)
Width	5.05 in (128.3 mm)
Net Weight	0.29 lb(US) (0.13 kg)

Environment

Standards	IEC 61131-2
Product Certifications	FM Class 1 Division 2 UL CSA
Pollution Degree	2 IEC 60664-1
Operating Altitude	<= 6561.68 ft (2000 m)
Ip Degree Of Protection	IP20 conforming to IEC 61131-2 class 1
Ambient Air Temperature For Operation	32...140 °F (0...60 °C) without derating
Ambient Air Temperature For Operation	32...140 °F without derating
Ambient Air Temperature For Storage	-40...185 °F (-40...85 °C) without derating
Ambient Air Temperature For Storage	-40...185 °F without derating
Relative Humidity	95 % 140 °F (60 °C) without condensation
Vibration Resistance	3 gn 58...150 Hz 35 x 7.5 mm symmetrical DIN rail 5 gn 58...150 Hz 35 x 15 mm symmetrical DIN rail +/-0.35 mm 10...58 Hz
Shock Resistance	30 gn 11 ms IEC 88 reference 2-27

Ordering and shipping details

Category	18215-ADVANTYS STB I/O
Discount Schedule	PC32
Gtin	3595863949131
Returnability	No
Country Of Origin	ID

Packing Units

Unit Type Of Package 1	PCE
Number Of Units In Package 1	1

Package 1 Height	1.57 in (4.0 cm)
Package 1 Width	2.95 in (7.5 cm)
Package 1 Length	5.12 in (13.0 cm)
Package 1 Weight	6.95 oz (197.0 g)
Unit Type Of Package 2	S02
Number Of Units In Package 2	20
Package 2 Height	5.91 in (15.0 cm)
Package 2 Width	11.81 in (30.0 cm)
Package 2 Length	15.75 in (40.0 cm)
Package 2 Weight	9.63 lb(US) (4.366 kg)
Unit Type Of Package 3	PAL
Number Of Units In Package 3	320
Package 3 Height	23.62 in (60.0 cm)
Package 3 Width	31.50 in (80.0 cm)
Package 3 Length	125.98 in (320.0 cm)
Package 3 Weight	138.98 lb(US) (63.04 kg)

Contractual warranty

Warranty	18 months
-----------------	-----------

Sustainability


Green Premium™ label is Schneider Electric's commitment to delivering products with best-in-class environmental performance. Green Premium promises compliance with the latest regulations, transparency on environmental impacts, as well as circular and low-CO₂ products.


Guide to assessing product sustainability is a white paper that clarifies global eco-label standards and how to interpret environmental declarations.

[Learn more about Green Premium >](#)

[Guide to assess a product's sustainability >](#)

Well-being performance

 Mercury Free

 Rohs Exemption Information [Yes](#)

Reach Regulation [REACH Declaration](#)

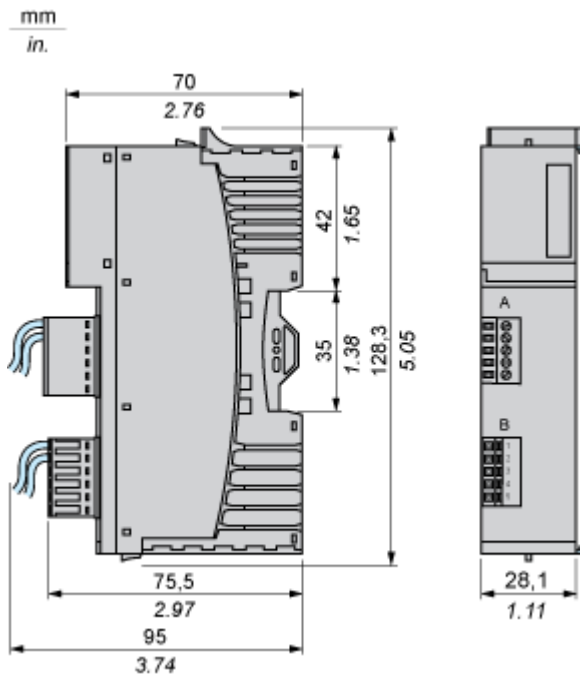
Eu Rohs Directive Pro-active compliance (Product out of EU RoHS legal scope)

China Rohs Regulation [China RoHS declaration](#)

Weee The product must be disposed on European Union markets following specific waste collection and never end up in rubbish bins.

California Proposition 65 WARNING: This product can expose you to chemicals including: Lead and lead compounds, which is known to the State of California to cause cancer and birth defects or other reproductive harm. For more information go to www.P65Warnings.ca.gov

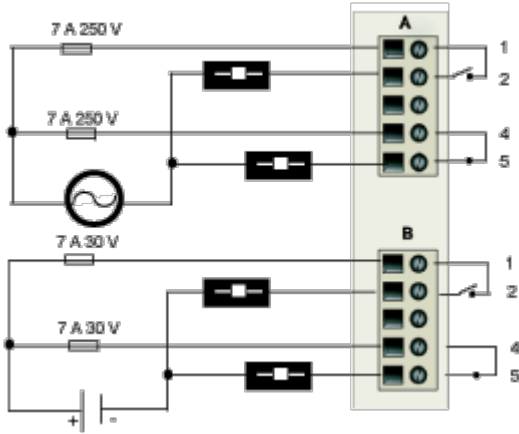
Dimensions



Wiring Diagram

Example

4 two-wire actuators



Pin	Top Connector	Bottom Connector
1	N.O. connection for relay 1	N.O. connection for relay 2
2	N.O. connection for relay 1	N.O. connection for relay 2
3	no connection	no connection
4	N.C. connection for relay 1	N.C. connection for relay 2
5	N.C. connection for relay 1	N.C. connection for relay 2